



Custom Made Carbon for Exotics

Porsche 997 Carbon Fiber Handbrake Button Installation Instructions

Installation Statistics


Ease of Install	Beginner
Time to Install	5 minutes

Tools Required

Blue Painters Tape (optional)





Installation Steps

Step	Instructions	Photo
1.	Pull off the handbrake button with your fingers. If you can't grip it very well, wrap the button in blue painters tape. This will give you more grip and it should easily pull out.	



Custom Made Carbon for Exotics

Step	Instructions	Photo
2.	Insert the carbon button into the handbrake. Be sure to have the correct orientation.	
3.	Admire your work!	

M·A·C·A